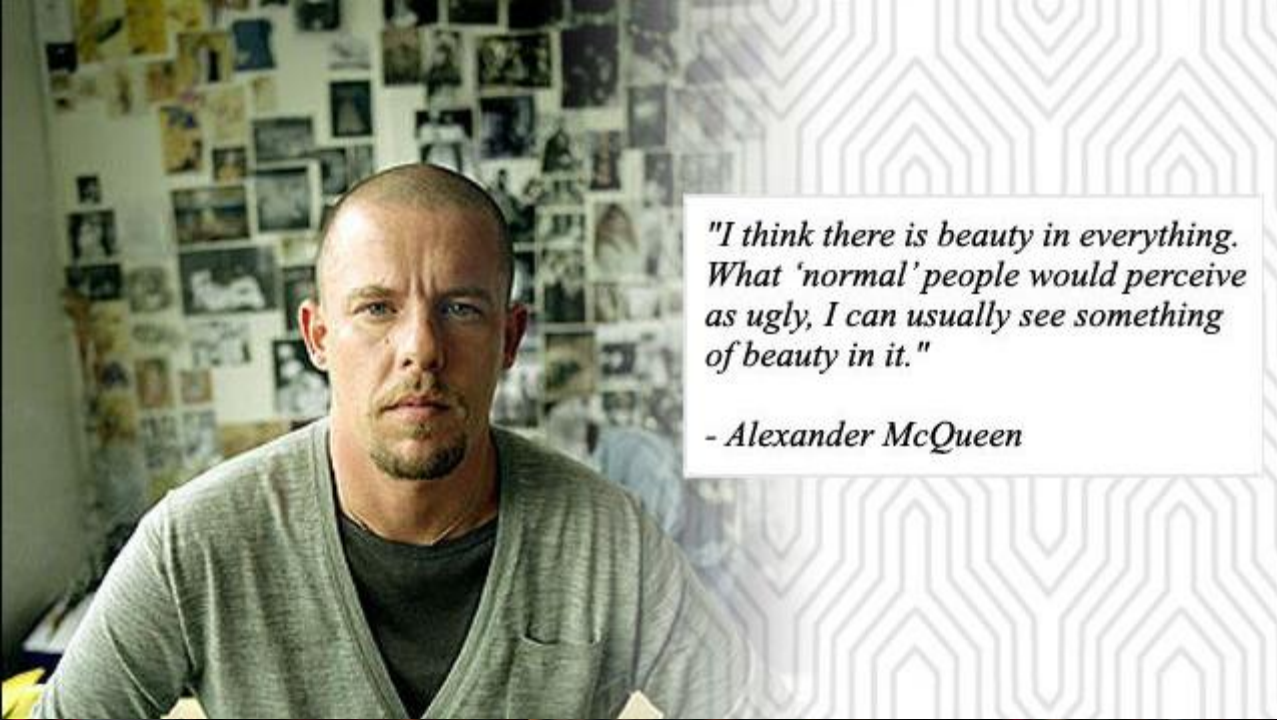


Why do a GCSE in
Art Textiles?





Why study Art Textiles?

- An Art Textiles GCSE will provide students with a creative and exciting opportunity to explore the tactile world of textiles...from tie dying to print making to all manner of surface decoration techniques. You will develop a number of skills that are transferable to life beyond the classroom, as well as mastering hand sewing and your knowledge and understanding of using the sewing machine. Students can also gain specialist skills in drawing for design, fabric manipulation techniques, digital repeat pattern design and garment making. During the course, students will have the opportunity to choose a project that will stretch and challenge their imagination, and they will be able to develop their ideas as well as build confidence and a sense of identity.



Where can Art Textiles take me?

- **CAREERS LINKS**

- Foundation course in Textiles, Direct entry onto BA(Hons) / Degree courses in various creative areas, Apprenticeships.
- Fashion designer, Performance costume, Printmaker, Weaver, Tailor, Interior design, Fine Artist, Jewellery maker, Set Design TV/ Film, Pattern Designer, Advertising, Environmental design, Industrial design, soft furnishings, dress-maker, visual merchandiser, fashion buyer, stylist, Textiles and Fashion technician.



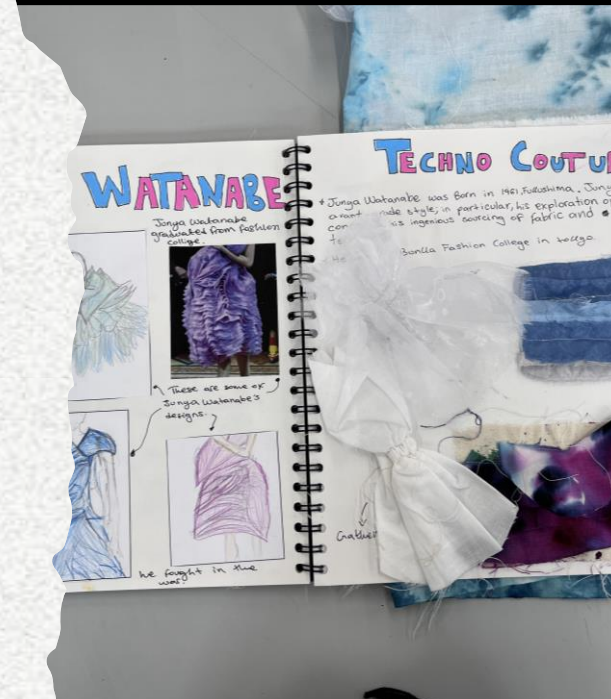
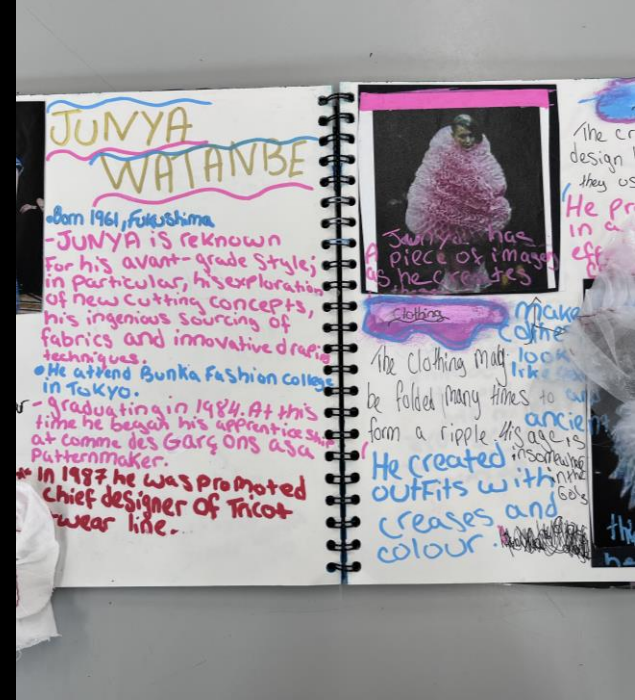
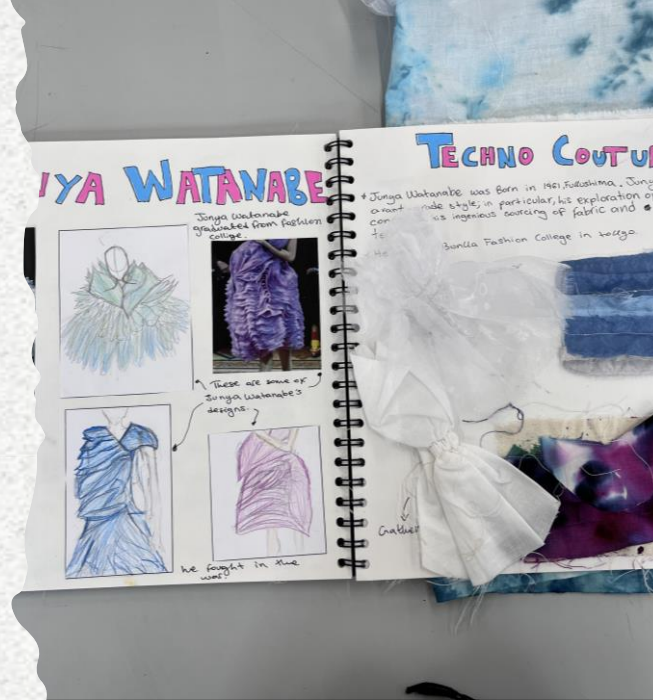
Course structure



- **DESCRIPTION OF COURSE**
- **Year 10** Students will explore the theme of Structures by investigating a range of artists selected by them. They will begin to develop personal responses, considering the influences they have drawn upon along the way. Successful projects should tell a story and have a beginning, middle and ending. Each section links and influences the next decision. This project journey will allow the students to experiment, mix materials, use a range of media and develop ideas in a personal way concluding with an ambitious, larger-scale personal outcome such as a garment.
- **Year 11 Component 1: Portfolio of work 60%.**
- Students will select a starting point to respond to produce a body of work which will cover the following:
 - Research and investigation.
 - Experiment with different techniques and materials.
 - Developing ideas.
 - Students will have a controlled assessment window to produce an ambitious, large-scale final piece as a personal response.
- **Year 11 Component 2: Externally set assignment 40%.**
- Students will develop a body of work in response to a theme provided by the examination board. Students will choose one starting point out of the seven they are provided with. They will then have a preparatory period where they will cover all four assessment objectives, usually completed in a sketchbook with supporting evidence. As a culmination, students will have 10 hours (2 school days) of controlled assessment.

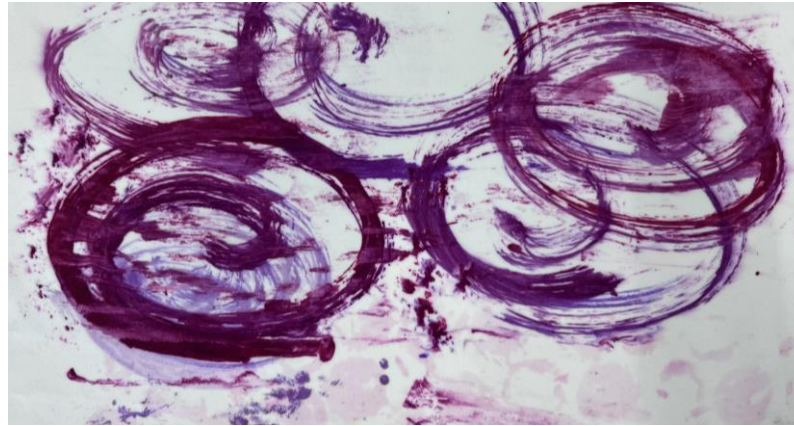
What will I be doing in lessons?

- Developing ideas through creative sketchbook work
- Researching artists connected to your theme
- Making exciting samples in response to your favourite designers





Experimenting with a range of techniques and processes



Record your ideas through photography and
experimental mark making

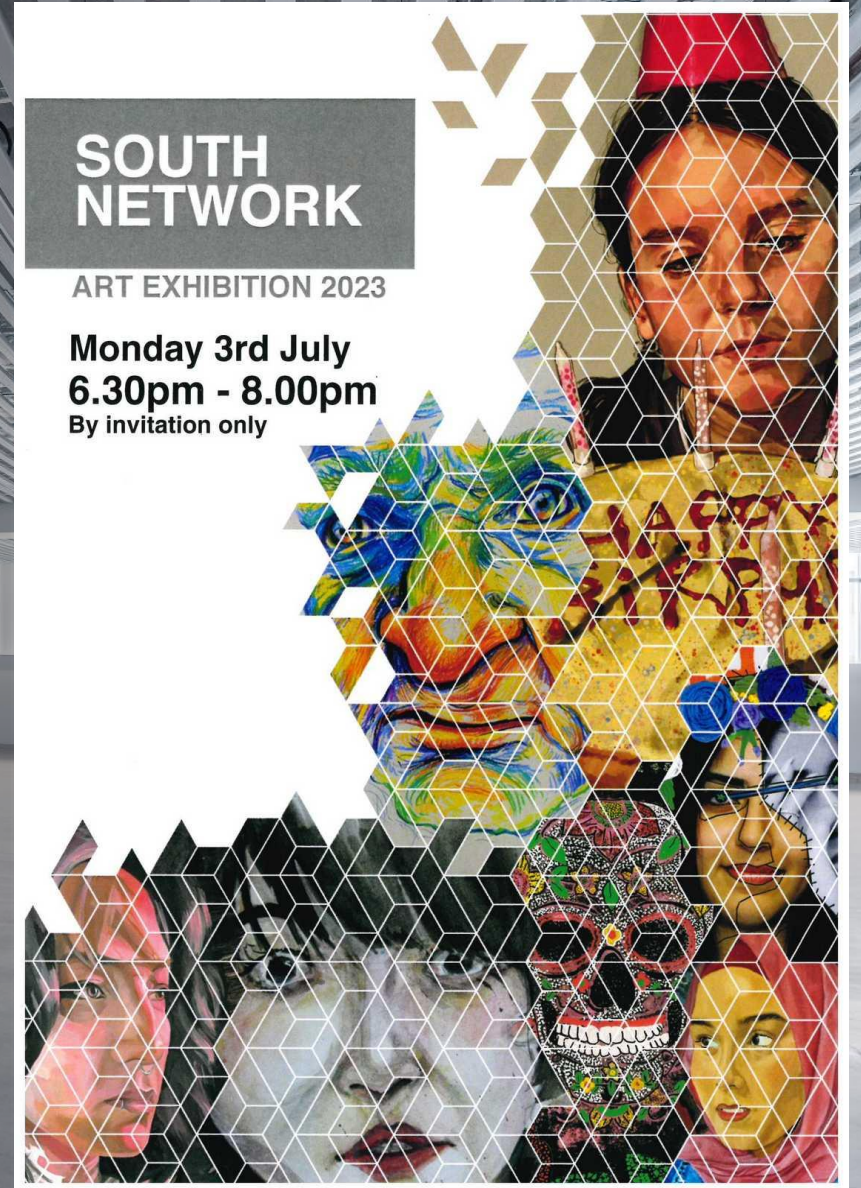
Creating a personal response incorporating all the skills you have developed throughout the course



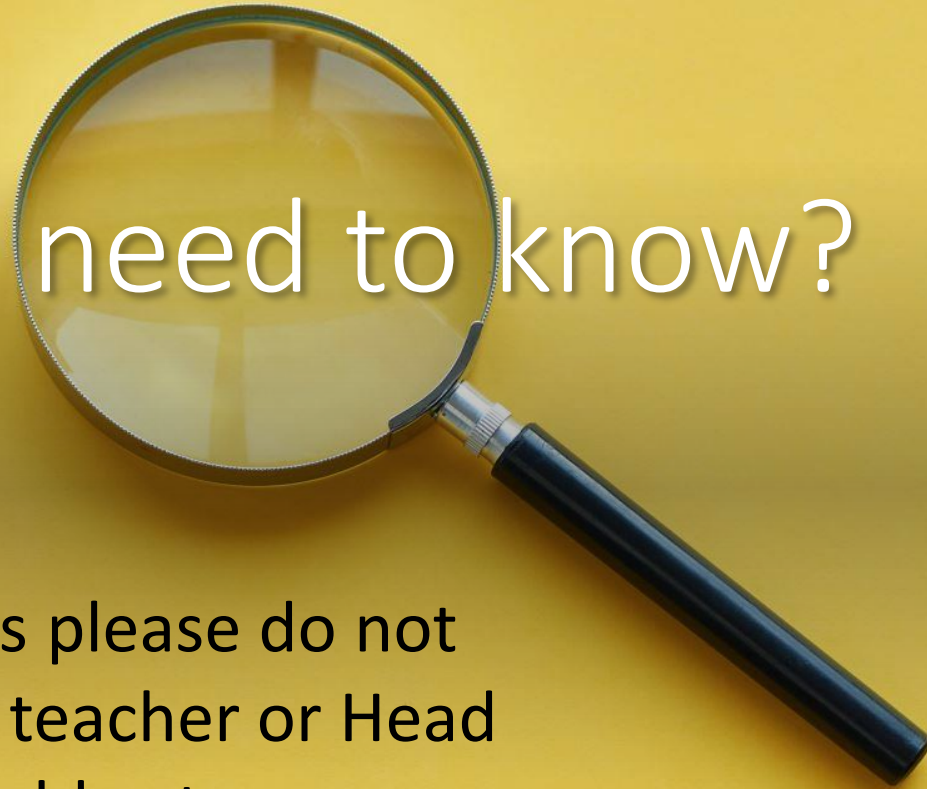
Trips: V&A Museum in London



Exhibitions:
Pupils will showcase
their work at the annual
South Area Network
Exhibition at Birmingham
City University, School of
Art.



Anything else I need to know?



If you have any further questions please do not hesitate to contact your Textiles teacher or Head of Art and Textiles Mrs.McGillicuddy at R.McGillicuddy@hallgreen.bham.sch.uk